



INDIANA UNIVERSITY

IUB Fall 2021 Course Questionnaire Individual Report for SPEA V202 (LEC) 41997 CONTEMP ECON ISSUES PUBLIC AFF (Megdalynn Fisher)

Project Title: **IUB Fall 2021 Course Questionnaire**

Courses Audience: **26**

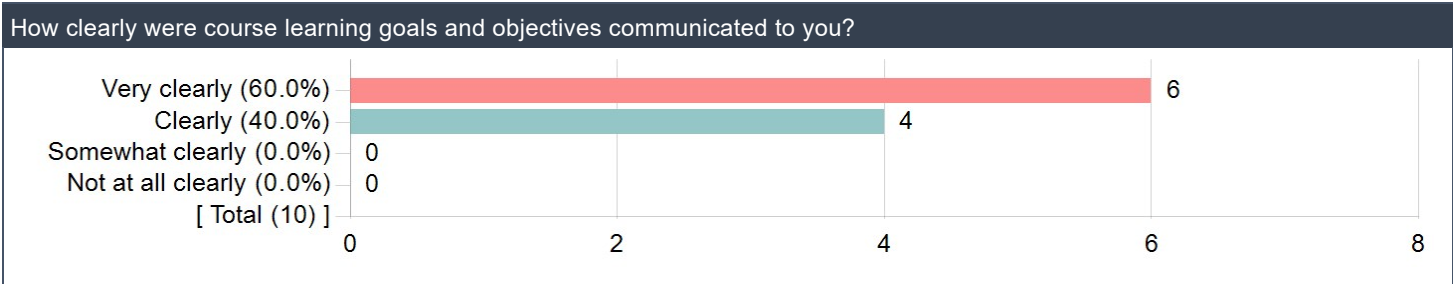
Responses Received: **10**

Response Ratio: **38.5%**

Creation Date: **Thursday, July 14, 2022**

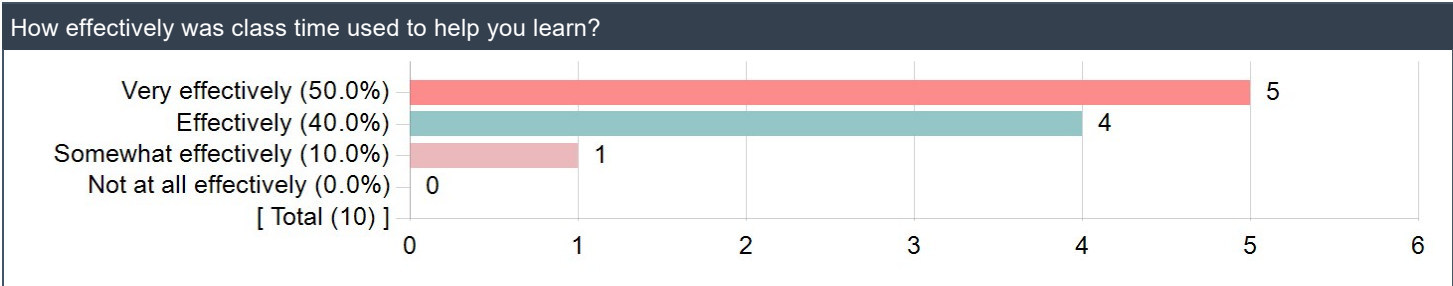
University Questions

How clearly were course learning goals and objectives communicated to you?



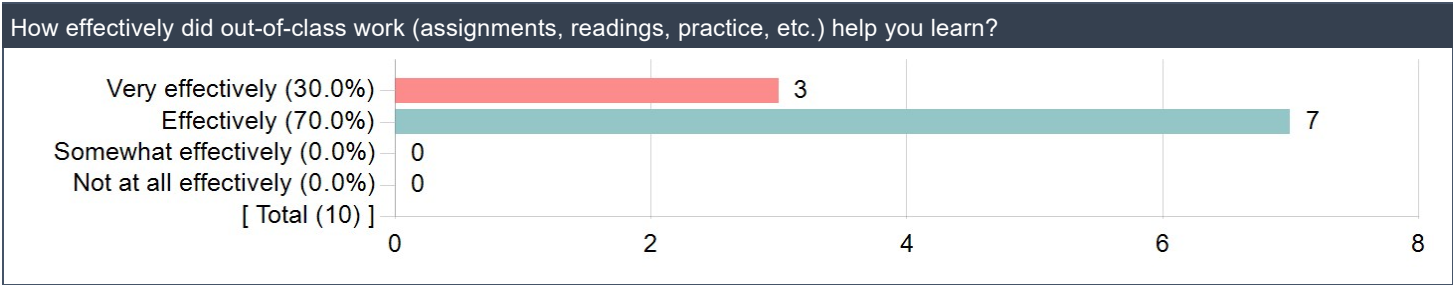
Question	Course			Department. (SPEA)			Institution		
	Response Count	Mean	Standard Deviation	Response Count	Mean	Standard Deviation	Response Count	Mean	Standard Deviation
How clearly were course learning goals and objectives communicated to you?	10	3.6	0.5	4038	3.4	0.8	87254	3.5	0.8

How effectively was class time used to help you learn?



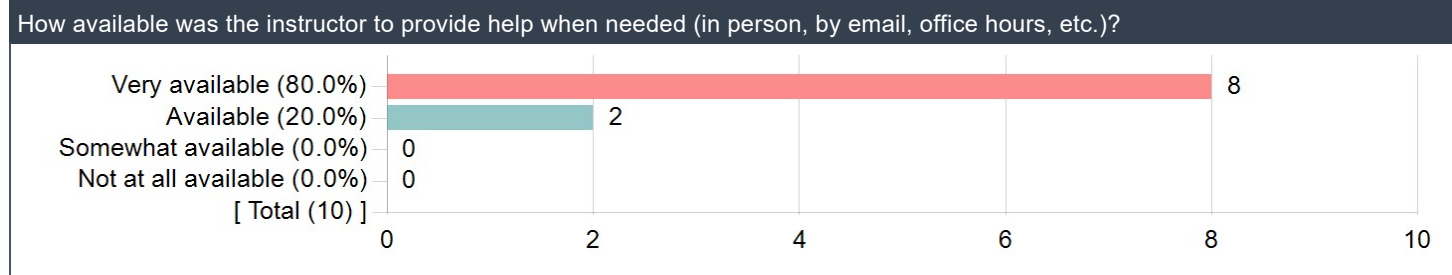
Question	Course			Department. (SPEA)			Institution		
	Response Count	Mean	Standard Deviation	Response Count	Mean	Standard Deviation	Response Count	Mean	Standard Deviation
How effectively was class time used to help you learn?	10	3.4	0.7	4020	3.2	0.9	86850	3.3	0.9

How effectively did out-of-class work (assignments, readings, practice, etc.) help you learn?



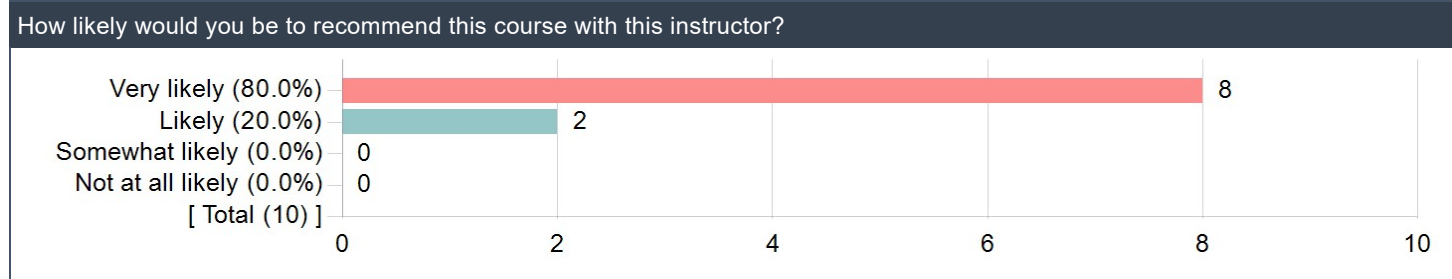
Question	Course			Department. (SPEA)			Institution		
	Response Count	Mean	Standard Deviation	Response Count	Mean	Standard Deviation	Response Count	Mean	Standard Deviation
How effectively did out-of-class work (assignments, readings, practice, etc.) help you learn?	10	3.3	0.5	3994	3.1	0.9	86574	3.1	0.9

How available was the instructor to provide help when needed (in person, by email, office hours, etc.)?



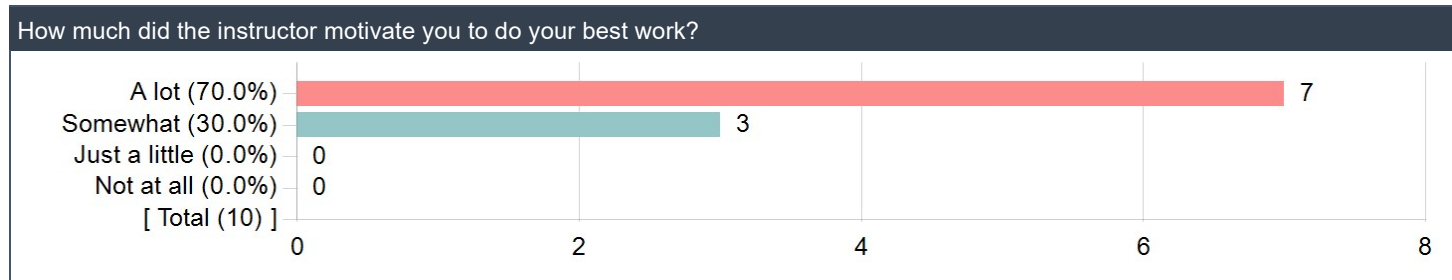
Question	Course			Department. (SPEA)			Institution		
	Response Count	Mean	Standard Deviation	Response Count	Mean	Standard Deviation	Response Count	Mean	Standard Deviation
How available was the instructor to provide help when needed (in person, by email, office hours, etc.)?	10	3.8	0.4	4128	3.5	0.7	97349	3.5	0.7

How likely would you be to recommend this course with this instructor?



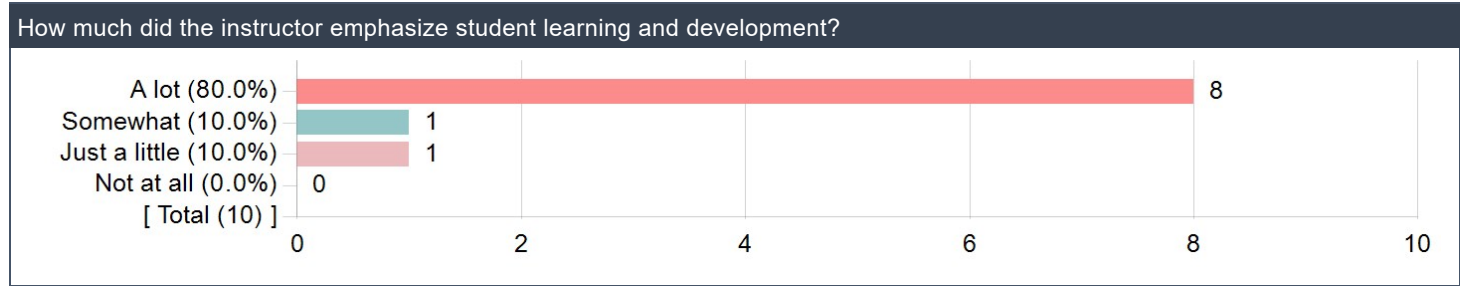
Question	Course			Department. (SPEA)			Institution		
	Response Count	Mean	Standard Deviation	Response Count	Mean	Standard Deviation	Response Count	Mean	Standard Deviation
How likely would you be to recommend this course with this instructor?	10	3.8	0.4	4146	3.3	1.0	97724	3.4	0.9

How much did the instructor motivate you to do your best work?



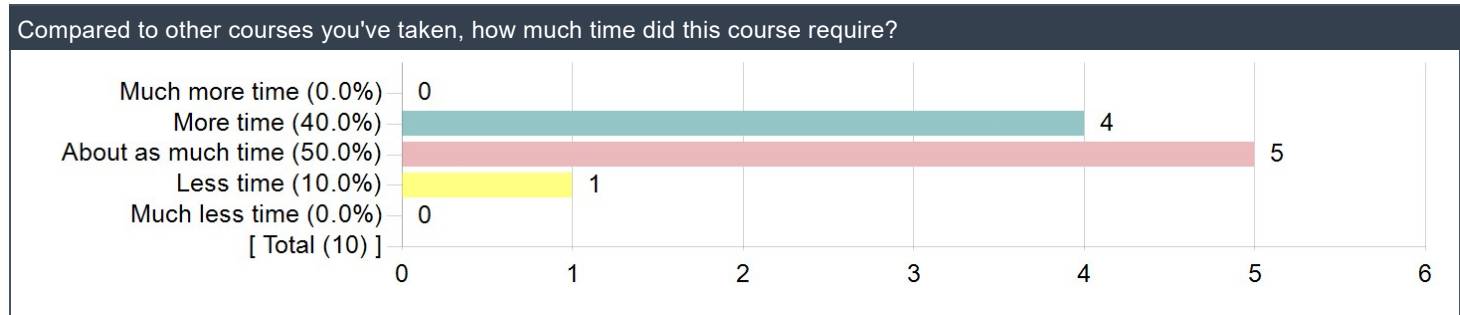
Question	Course			Department. (SPEA)			Institution		
	Response Count	Mean	Standard Deviation	Response Count	Mean	Standard Deviation	Response Count	Mean	Standard Deviation
How much did the instructor motivate you to do your best work?	10	3.7	0.5	4065	3.5	0.8	95667	3.5	0.7

How much did the instructor emphasize student learning and development?



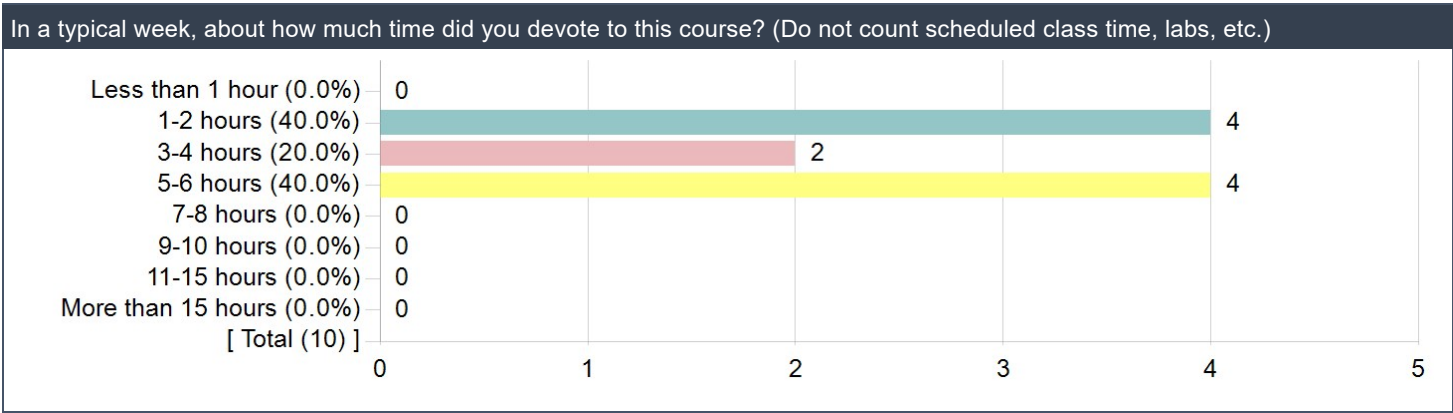
Question	Course			Department. (SPEA)			Institution		
	Response Count	Mean	Standard Deviation	Response Count	Mean	Standard Deviation	Response Count	Mean	Standard Deviation
How much did the instructor emphasize student learning and development?	10	3.7	0.7	4094	3.6	0.7	96207	3.6	0.7

Compared to other courses you've taken, how much time did this course require?



Question	Course			Department. (SPEA)			Institution		
	Response Count	Mean	Standard Deviation	Response Count	Mean	Standard Deviation	Response Count	Mean	Standard Deviation
Compared to other courses you've taken, how much time did this course require?	10	3.3	0.7	4063	3.3	1.0	87967	3.3	1.0

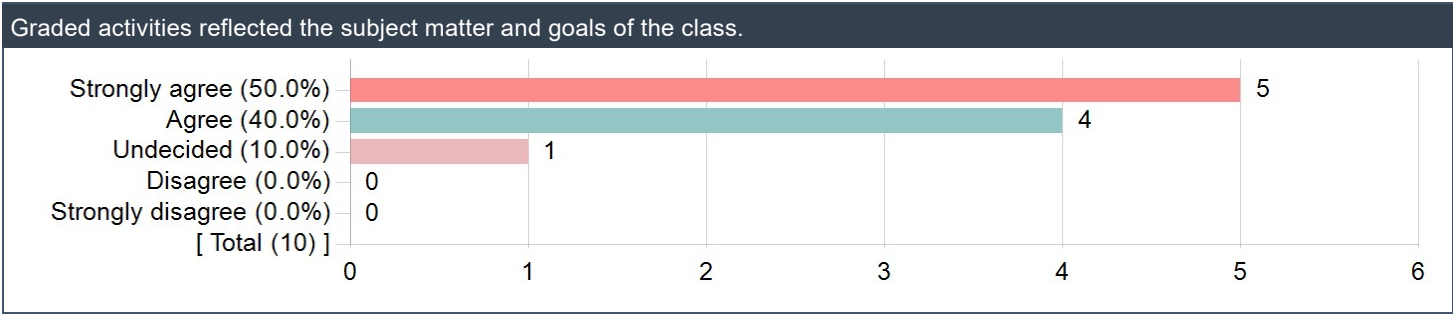
In a typical week, about how much time did you devote to this course? (Do not count scheduled class time, labs, etc.)



Question	Course			Department. (SPEA)			Institution		
	Response Count	Mean	Standard Deviation	Response Count	Mean	Standard Deviation	Response Count	Mean	Standard Deviation
In a typical week, about how much time did you devote to this course? (Do not count scheduled class time, labs, etc.)	10	3.0	0.9	4081	3.0	1.2	88318	3.0	1.3

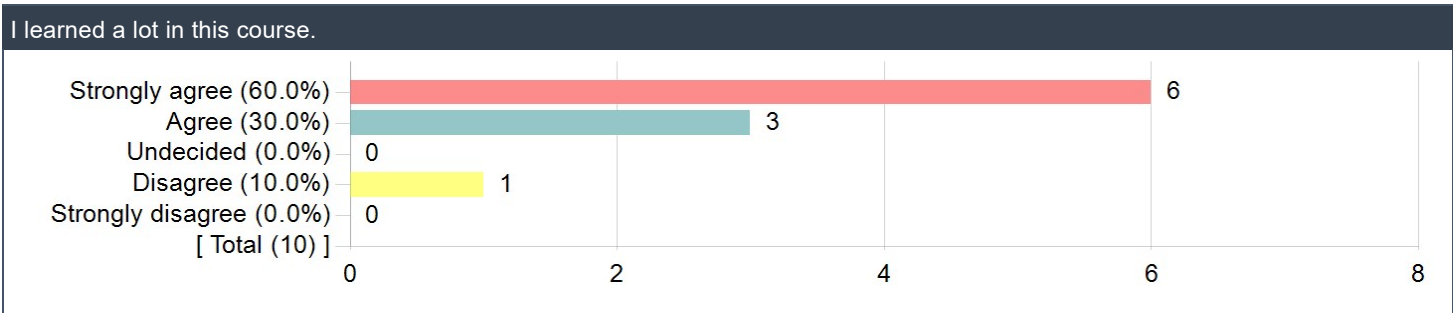
SPEA Departmental Questions

Graded activities reflected the subject matter and goals of the class.



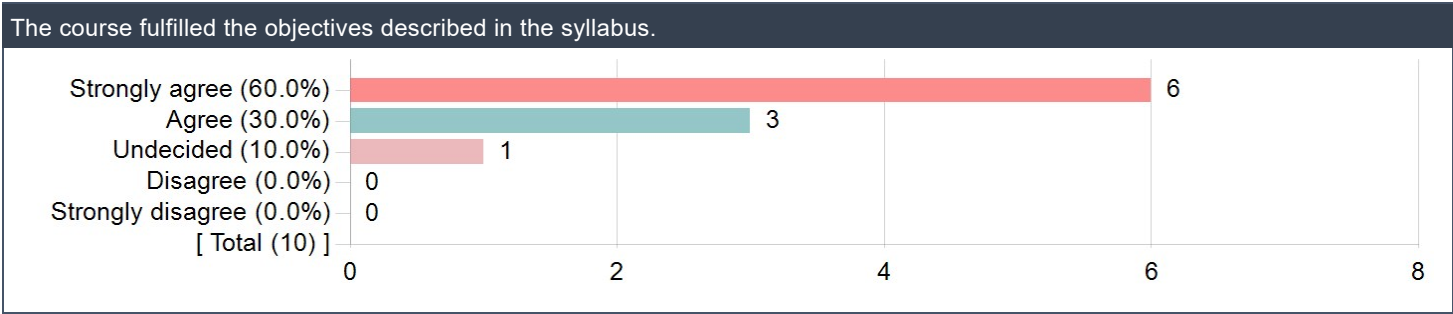
Question	Course			Department (SPEA)		
	Response Count	Mean	Standard Deviation	Response Count	Mean	Standard Deviation
Graded activities reflected the subject matter and goals of the class.	10	4.4	0.7	4165	4.3	0.9

I learned a lot in this course.



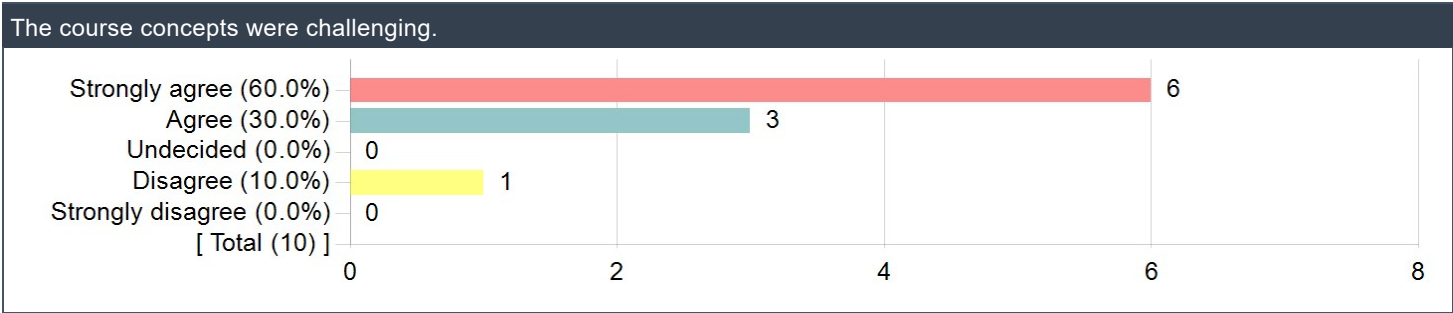
Question	Course			Department (SPEA)		
	Response Count	Mean	Standard Deviation	Response Count	Mean	Standard Deviation
I learned a lot in this course.	10	4.4	1.0	4202	4.3	1.0

The course fulfilled the objectives described in the syllabus.



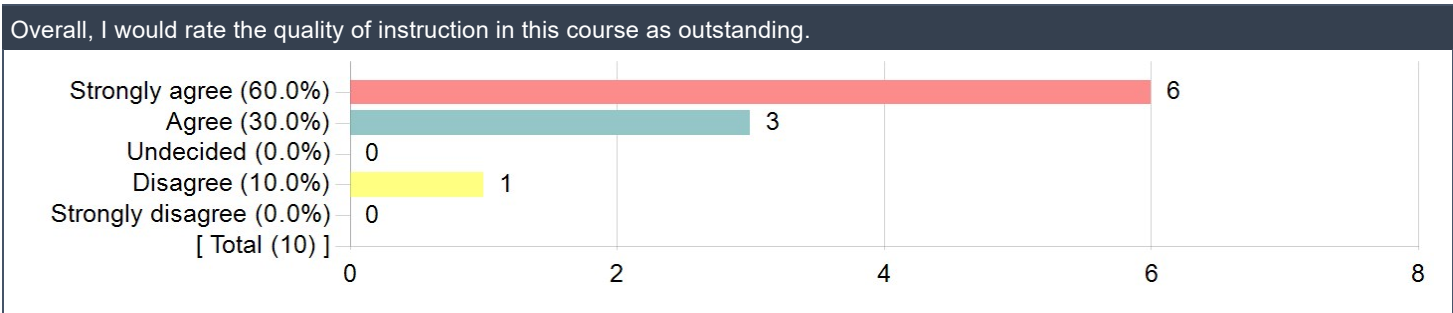
Question	Course			Department (SPEA)		
	Response Count	Mean	Standard Deviation	Response Count	Mean	Standard Deviation
The course fulfilled the objectives described in the syllabus.	10	4.5	0.7	4188	4.5	0.8

The course concepts were challenging.



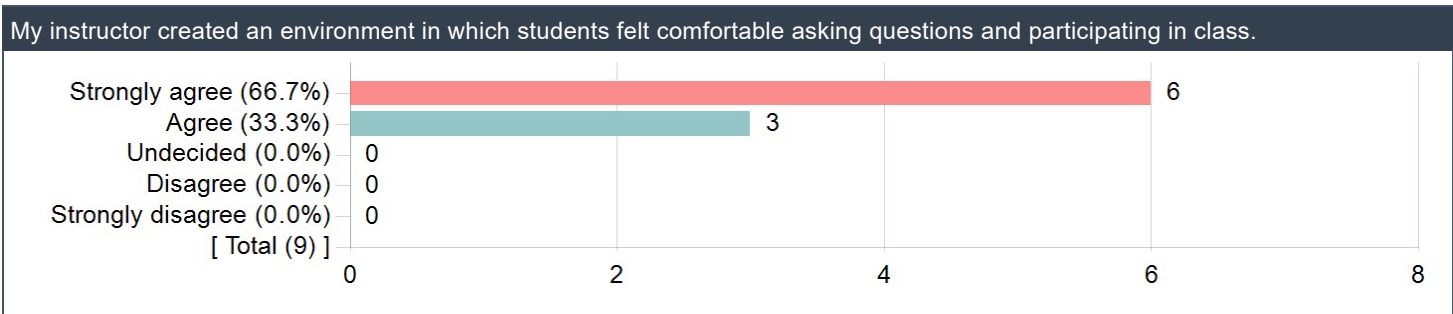
Question	Course			Department (SPEA)		
	Response Count	Mean	Standard Deviation	Response Count	Mean	Standard Deviation
The course concepts were challenging.	10	4.4	1.0	4218	4.0	1.0

Overall, I would rate the quality of instruction in this course as outstanding.



Question	Course			Department (SPEA)		
	Response Count	Mean	Standard Deviation	Response Count	Mean	Standard Deviation
Overall, I would rate the quality of instruction in this course as outstanding.	10	4.4	1.0	4229	4.1	1.1

My instructor created an environment in which students felt comfortable asking questions and participating in class.



Question	Course			Department (SPEA)		
	Response Count	Mean	Standard Deviation	Response Count	Mean	Standard Deviation
My instructor created an environment in which students felt comfortable asking questions and participating in class.	9	4.7	0.5	4277	4.4	1.0

SPEA Open Ended Questions

What did you like most about this course and instructor?

Comments
Professor Fisher is definitely my favorite professor that I have had at IU so far. Crazy that she is new to teaching and is already so great.
I liked that Professor Fisher was always available and wanted us students to do our best work.
I liked how this class was taught. The transition of the articles with the lessons helped prepare me for each class.
She was entertaining, kind, and very easy to talk to. She explained the material in a way that was relatable and easy to understand.
The instructor for this course was amazing and easy to talk to, which made the course enjoyable and made me want to learn more.
She was very flexible with her teaching, striving to meet the interests of the students. At the same time, she fit the syllabus and worked to make sure the class could be enjoyable given requirements.

What did you like least about this course and instructor?

Comments
There is nothing of note that I disliked.
I did not like the quizzes at first
She was perfect!
Overall, I really enjoyed this course and instructor.
I was a bit bored by some of the lectures, but this is natural for economics when there is a lot of introductory repetition. Some of the lectures were either really easy or really over-the-head hard.

Do you have additional comments and/or suggestions to offer the instructor for the next time s/he teaches this course?

Comments
I wouldn't change much about the course, I really enjoyed it.
I liked how this class was taught. The transition of the articles with the lessons helped prepare me for each class.
Professor Fisher was by far my favorite Professor this semester! Even though I was nervous about the subject in general, she made it fun and I wanted to know more about economics. She did an outstanding job, and I will continue to recommend her to other students.
Instead of a final, I would allow students to share their knowledge through a policy memo.
Great class. Really enjoyed it!Thank you!
Offer the option of a take-home exam for the final exam, or a policy memo as an individual project to really stress the public affairs component of the class.